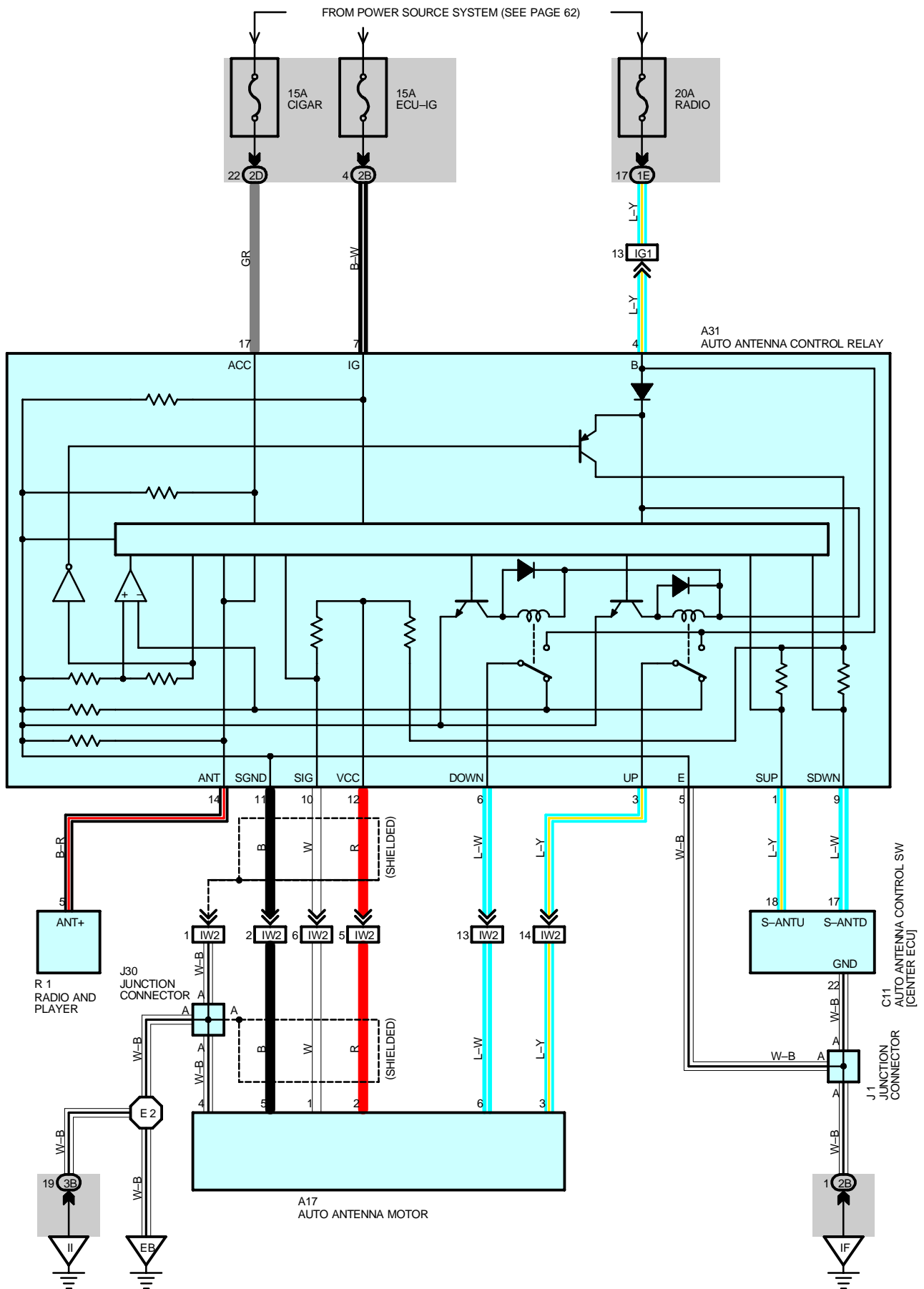


# AUTO ANTENNA



## SERVICE HINTS

### A31 AUTO ANTENNA CONTROL RELAY

4-GROUND : Always approx. **12** volts

7-GROUND : Approx. **12** volts with ignition SW at **ON** or **ST** position

17-GROUND : Approx. **12** volts with ignition SW at **ACC** or **ON** position

5-GROUND : Always continuity

## ○ : PARTS LOCATION

| Code | See Page | Code | See Page | Code | See Page |
|------|----------|------|----------|------|----------|
| A17  | 36       | C11  | 38       | J30  | 39       |
| A31  | 38       | J1   | 39       | R1   | 39       |

## □ : JUNCTION BLOCK AND WIRE HARNESS CONNECTOR

| Code | See Page | Junction Block and Wire Harness (Connector Location)                |
|------|----------|---|
| 1E   | 21       | Engine Room No.2 Wire and Engine Room J/B (Engine Compartment Left) |
| 2B   | 24       | Dash Wire and Cowl Side J/B LH (Left Kick Panel)                    |
| 2D   |          |   |
| 3B   | 30       | Engine Room No.2 Wire and Cowl Side J/B RH (Right Kick Panel)       |

## □ : CONNECTOR JOINING WIRE HARNESS AND WIRE HARNESS

| Code | See Page | Joining Wire Harness and Wire Harness (Connector Location)         |
|------|----------|--|
| IG1  | 48       | Engine Room No.2 Wire and Dash Wire (Behind the Combination Meter) |
| IW2  | 52       | Engine Room No.2 Wire and Dash Wire (Behind the Glove Box)         |


## ▽ : GROUND POINTS

| Code | See Page | Ground Points Location           |
|------|----------|----------------------------------|
| EB   | 44       | Front Right Side of Fender Apron |
| IF   | 46       | Set Bolt of Cowl Side J/B LH     |
| II   | 46       | Set Bolt of Cowl Side J/B RH     |

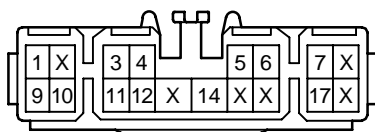
## ○ : SPLICE POINTS

| Code | See Page | Wire Harness with Splice Points | Code | See Page | Wire Harness with Splice Points |
|------|----------|---------------------------------|------|----------|---------------------------------|
| E2   | 44       | Engine Room No.2 Wire           |      |          |                                 |

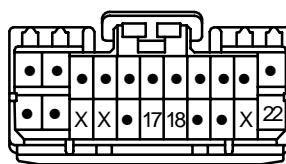
A17



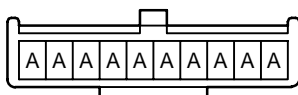
A31



C11

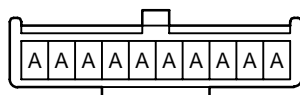


J1



(Hint : See Page 7)

J30  
BLUE



(Hint : See Page 7)

R1

